








	2023	2022	YoY increase or decrease
Operating income	66,304,047,529.81	63,033,785,499.49	5.19
Net profit attributable to shareholders of the listed company	3,350,891,340.06	3,907,615,568.23	-14.25
Net profit attributable to shareholders of the listed company after deducting non-recurring gains and losses	3,092,830,789.90	3,978,101,753.60	-22.25
Net cash flow from operating activities	3,485,888,093.33	2,913,806,375.38	19.63
Basic earnings per share (yuan/share)	2.05	2.48	-17.34
Diluted earnings per share (yuan/share)	2.05	2.48	-17.34
Weighted average return on net assets (%)	11.14	17.15	-6.01
	As at the end of 2023	As at the end of 2022	YoY increase or decrease
Total assets	34,277,801,337.40	25,889,700,966.05	

Item	Q1 2024	Increase/decrease compared with the same period last year (%)
Operating income	14,962,649,257.31	-21.70
Net profit attributable to shareholders of the listed company	522,415,394.16	-48.99
Net profit attributable to shareholders of the listed company after deducting non-recurring profits and losses	567,830,428.67	-42.97
Net cash flow from operating activities	929,046,306.48	14.29
Basic earnings per share (Yuan/share)	0.33	-48.44
Diluted earnings per share (Yuan/share)	0.33	-48.44
Weighted average return on net assets (%)	1.51	-1.57
	March 31, 2024	Increase/decrease at the end of the current period compared with the end of last year (%)
Total assets	129,157,238,443.42	2.90
O company	34,910,404,954.78	1.85

(2)

Item	Change ratio (%)	Main reason
Operating income	-21.70	Mainly due to a decline in metal prices
Net profit attributable to shareholders of the listed company	-48.99	Mainly due to a decline in metal prices and an increase in financing costs
Net profit attributable to shareholders of the listed company after deducting non-recurring gains and losses	-42.97	Mainly due to the one-time share-based payment fees for the termination of the equity incentive plan in the current period
Net cash flow from operating activities	14.29	Mainly due to a decrease in the tied-up cash by inventory in the current period



